


Tips of Reading Green

Read the Green Slope



Let's talk about green reading tips to help you read the green slope better. First of all, stand behind the ball aiming at the flag stick and keep your body relaxed


* Keep your knees relaxed while standing



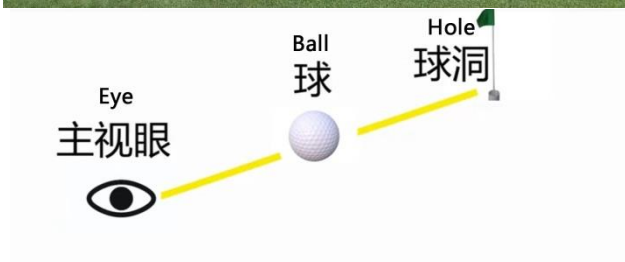
海逸高爾夫球會
HARBOUR PLAZA GOLF CLUB

Tips of Reading Green

Read the Green Slope



Take your club with your arm on the dominant eye side and keep your arm in line with your body, and cover the direction of ball with the end of your club, raise your eye slowly, you will find the club is on the left side of the flag stick (see the following page)





Tips of Reading Green

Read the Green Slope



Then it can be judged that the ball is on the left higher slope, then the ball should be rolled to the left side allowing the ball to roll into the hole






海逸高爾夫球會
HARBOUR PLAZA GOLF CLUB

Tips of Reading Green

Read the Green Slope



Principle of using this reading skills:

Relax and stand at the ball's condition, your body will be parallel with the slope of the green.

When the golfer stand on the left higher slope, the body and the eye level of the player will be parallel with the green slope surface.